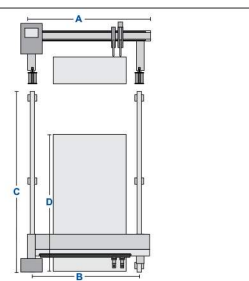




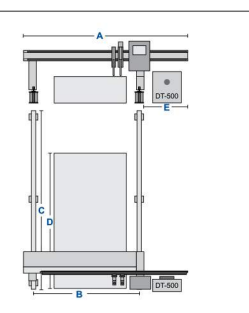
## ZINSEK 2425 / ZINSEK 2426

Gantry machines for plasma and oxy-fuel cutting


Technical Data:	ZINSEK 2425
Track width (B)	2.100 / 2.600 / 3.100 / 3.600 / 3.850 / 4.100 mm
Machine width (A)	Track width (B) + 850 mm
Working width with 3 torches	Track width (B) - 600 mm
Machine length (C)	Working length (D) + 2.000 mm
Max. number of torch carriers	4
Cutting thickness (standard)	up to 200 mm
Drives	AC-servo motors / planetary gears
Input voltage	3 x 400 V / 50 Hz



Technical Data:	ZINSEK 2426 cantilever
Track width (B)	2.100 / 2.600 / 3.100 / 3.600 / 3.850 / 4.100 mm
Machine width (A)	Track width (B) + 2.200 mm
Working width with 3 torches	Track width (B) - 600 mm
Machine length (C)	Working length (D) + 2.000 mm
Max. number of torch carriers	4
Cutting thickness (standard)	up to 200 mm
Drives	AC-servo motors / planetary gears
Input voltage	3 x 400 V / 50 Hz
Cantilever extension (E)	1.500 mm



Technical Data:	DT-500 Rotary drive
	Rotary axis with digitally controlled AC-servo motor
Pipe diameter	(33) 50 - 500 mm (610 mm)
Max. pipe weight	850 kg
Input voltage	3 x 400 V / 50 Hz



Stadlers Corp FZC  
 Dubai – U.A.E  
 Tel: +971 4 2382844  
 Fax: +971 4 2382855  
 info@stadlerscorp.com  
 www.stadlercorp.com



# ZINSER 2425 / ZINSER 2426

Gantry machines for plasma and oxy-fuel cutting



## Gantry bridge

- High precision bridge, produced according to most modern standards
- Linear guidance for the torch- / tool carrier

## Track / Y-Drive

- Double-sided AC-servo drive 3 x 400 V
- Smooth running, high angular accuracy by the use of selected racks and precise planetary gears
- Hardened drive pinions

## Drive Carriage / X-Drive

- AC-servo drive via rack and pinion 3 x 400 V
- Trailed torch carriages coupled via CrNi cable rope

## Further options

- Up to 4 oxy-fuel torches possible
- Plasma bevel unit for flat plates and pipe cutting
- Marking units
- CNC-controlled exhaust tables, cartridge filter units with pneumatical dedusting
- Software for external programming, nesting plans, residual sheet management etc. ZINSER MCC
- Network connection
- Adaption to specific functions possible at all times
- Rotary drive for other pipe diameters

## Perfect dynamic for high requirements

When developing this series, our customer's requirements for a dynamic machine were consistently implemented. The perfectly matched drive of the ZINSER 2425 / ZINSER 2426 stands for maximum dynamic in practical operation. Modern production processes

enable a robust construction combined with low weight. Precise linear guides of the gantry bridge, railways made of milled S49-rails as well as the solid gantry guarantee consistent quality over the long lifetime of the machine. High-class and powerful, double-sided digital controlled AC-drive systems with precision planetary gears as well as selected racks give

the ZINSER 2425 / ZINSER 2426 excellent running characteristics even at higher speeds and fast changes in direction.

The sum of these characteristics expresses itself in the cutting dynamic and cutting quality which fulfills all requirements.

## Option:

Double linear guidance in I- and N-Version.



## Upgrade options for cutting systems ZINSER 2425/ ZINSER 2426

### Oxy-fuel:

- Digital piercing unit with database for plate thickness up to 150 mm
- Electric ignition system
- Automatic height adjustment
- Automatic torch positioning (for multi-torch use)
- Individual torch addressing

### Plasma:

- CNC controlled data communication to plasma power source with automatic gas console, i.e. cutting data are sent and adjusted from the CNC to the plasma unit (database)
- Arc height adjustment with data link and automatic communication

### Pipe and beam machining (ZINSER 2426)

- Cantilever up to 1.500 mm
- Rotary axis DT 500 for pipes up to 610 mm diameter
- Application range: Apertures, notches, end machining

### Marking units:

- Plasma marking
- Drilling unit
- Inkjet
- Center punching
- Needle marking
- Powder marking